

## Standard Capacity Station (SC5.5)

Bigbelly's SC5.5 is a smart, fullness-sensing waste station that is anything but standard. This non-compacting model holds 2-3X real capacity of a traditional bin, and is equipped with sensors that monitor and report fullness levels and collection activity. It is battery powered to communicate its real-time status. The SC5.5 has an enclosed hopper option for total waste containment. This model maintains the durable, high quality and design integrity of all Bigbelly smart stations, and can be customized based on waste stream, options, and accessories.



50 GALLON  
CAPACITY



BATTERY  
POWERED



SMART  
STATION



FULLNESS  
SENSING

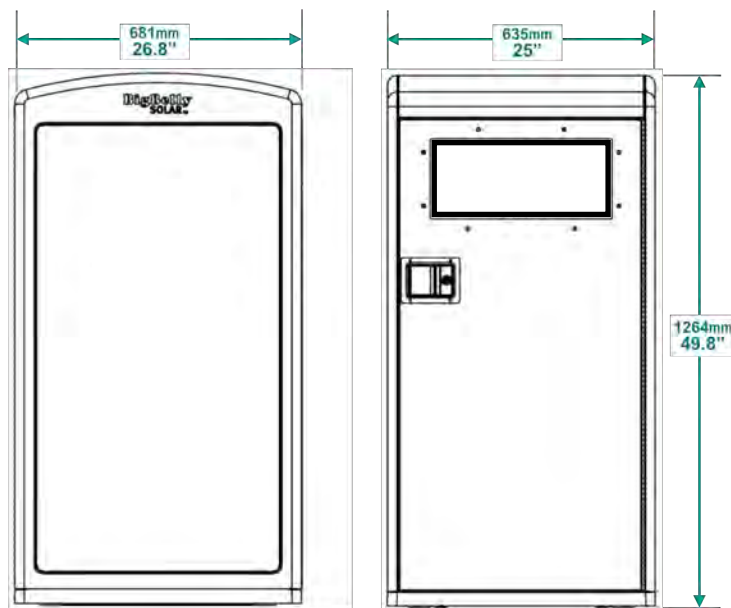


ONBOARD  
GPS



CELLULAR  
CONNECTION

## Technical Specifications



### Overall Machine Dimensions

- Height: 49.8" (1264 mm)
- Width: 25" (635 mm)
- Depth: 26.8" (681 mm)
- Handle Height (ADA Compliant): 43.1" (1095 mm)
- Weight: 150 lbs (68 kg)
- Shipping weight: 180 lbs (82 kg)
- Insertion Opening: Can be configured for variety of recycling / waste streams.
- Bin Volume: 50 gallons (189 L)
- Bin Dimension: 25" x 20" x 32.25" (635 mm x 508 mm x 819 mm)

**Waste Streams:** Mixed Waste Trash, Single Stream / Paper / Bottles & Cans Recycling, or Compost / Organics (with appropriate markings).

**Options:** See options and accessories on next page.

## Standard Capacity Station (SC5.5)

*Smart, Battery-Powered,  
Non-Compacting Model  
(50 Gal / 190 L)*



www.bigbelly.com | info@bigbelly.com  
+1-781-444-6002 | © 2018 Bigbelly, Inc.

*Product specifications subject to change without notice.*

## Standard Capacity Station (SC5.5)

Smart, Battery-Powered,  
Non-Compacting Model  
(50 Gal / 190 L)



www.bigbelly.com | info@bigbelly.com  
+1-781-444-6002 | © 2018 Bigbelly, Inc.

## Technical Specifications - Continued

### SC5.5 Features

- Fully automated, microprocessor controlled system senses fullness and machine status
- Embedded sensors read and report fullness levels, collection activity into integrated software platform
- Patent-pending 'SC Sleeve' ensures data accuracy and prevents false fullness readings due to bag interference
- LED status lamps indicate readiness to collect (fullness level or age of waste), machine status and error codes
- 4G LTE wireless data link for remote monitoring and management
- GPS assisted location service
- With Enclosed Option, Hopper Sensor alerts when hopper is jammed open & logs a count of hopper openings in CLEAN
- 'Companion' model is also available to couple with either an HC5 or SC5.5 'Hub'
  - Note: Companion models use the power and communication source of their attached hub

### Safety Features

- CE approved
- Locked front door accessed via key by collection and service personnel
- Dampened hopper opening with use of foot pedal
- No pinch points, sharp edges or corners

### Durability

- Weather resistant, UV stabilized polyester powder-coat finish on all exterior metal parts
- Electronic components temperature range of -40°F to +185°F (-40°C to +85°C)
- Fully weatherized, but in the event of a flood, the component can withstand up to 40" (1.06 m) of water without harming electronics

### Materials

- RoHS compliant
- Galvanized sheet metal steel interior and exterior construction
- Heavy duty plastic side panels and top for dent and scratch resistance (recycled content)
- Interior Bin: Leak proof; made of low density polyethylene (LDPE) plastic

### Power & Electronics

- Single-use Alkaline battery pack
- Battery life: Up to 8 years
- Self-powered unit requires no wiring
- Cordless operation for both indoor / outdoor use

### Options & Accessories

- Wheeled Interior Lift Bin (Bar & Comb Styles)
- Enclosed Hopper Opening
- Foot Pedal for Hands-free Use (with Hopper)
- Graphic Wraps, Message Panels, Stickers
- Security System with Physical Plates

### Opening Options

Enclosed Hopper



Landfill  
Waste

Recycling

Compost

Open Faceplate



Landfill  
Waste



Single  
Stream  
Recycling



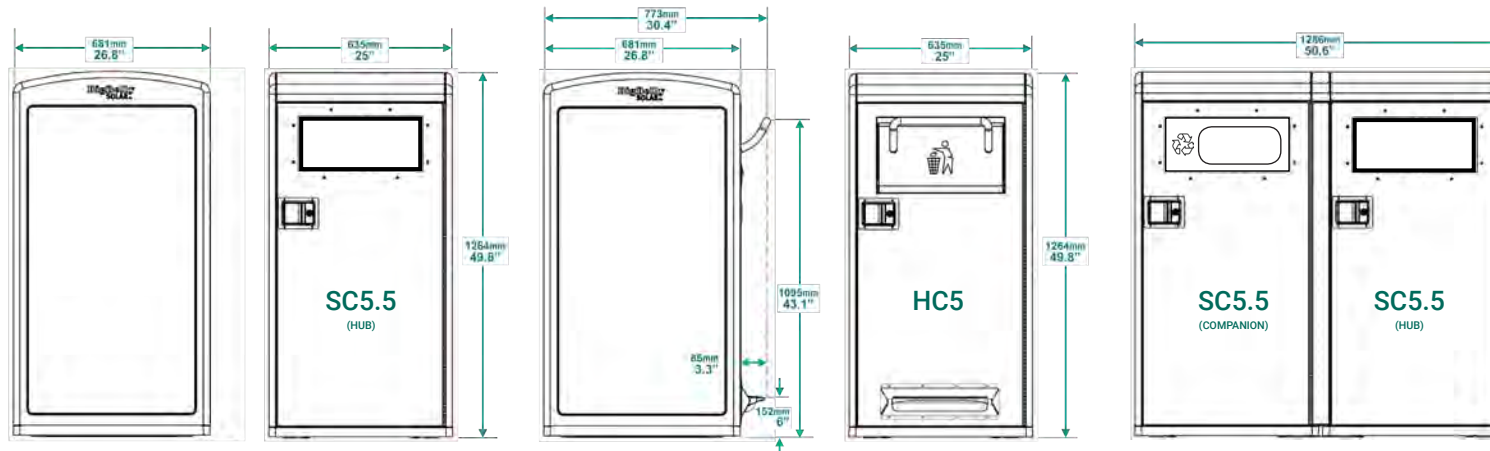
Paper  
Recycling



Bottle &  
Cans  
Recycling

## Multi-Stream Configurations

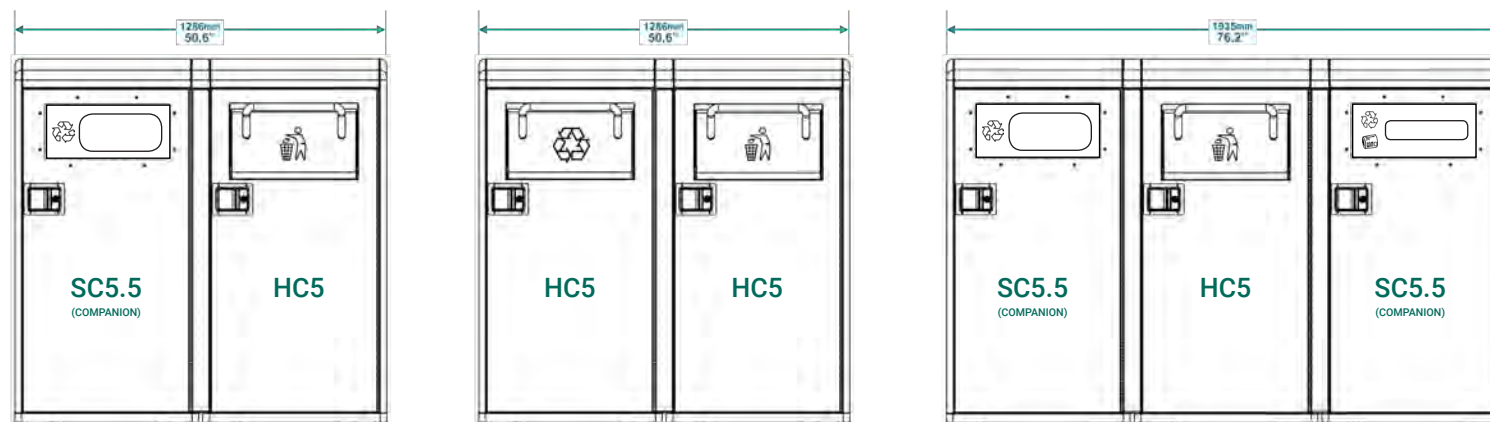
Stations are modular and support any combination of waste streams at each location as **Single, Double, and Triple** station configurations. A fleet may be comprised of a variety of stations in order to meet the unique needs of each area. Customize each station by selecting components' **capacity** (HC5 or SC5.5) and **waste stream** (Trash, Single Stream / Paper / Bottles & Cans Recycling, or Compost/Organics; see next page for available streams per model).



**SC5.5 Single Station**  
Approximately 150 lbs (68kg)

**HC5 Single Station**  
Approximately 270 lbs (122 kg)

**SC5.5/SC5.5 Double Station**  
Approximately 294 lbs (133 kg)



**HC5/SC5.5 Double Station**  
Approximately 414 lbs (188 kg)

**HC5/HC5 Double Station**  
Approximately 540 lbs (245 kg)

**HC5/SC5.5/SC5.5 Triple Station**  
Approximately 558 lbs (253 kg)

## Multi-Stream Configurations

*Mix & Match for  
Station Capacity  
and Waste Stream*



www.bigbelly.com | info@bigbelly.com  
+1-781-444-6002 | © 2018 Bigbelly, Inc.

Product specifications subject to change without notice.

## Multi-Stream Configurations

Mix & Match for  
Station Capacity  
and Waste Stream



www.bigbelly.com | info@bigbelly.com  
+1-781-444-6002 | © 2018 Bigbelly, Inc.

## Technical Specifications

	High Capacity Station (HC5)	Standard Capacity Station (SC5.5) Hub	Standard Capacity Station (SC5.5) Companion
<b>Overall Dimensions</b>	<i>Smart, Solar-Powered, Compacting Model</i>	<i>Smart, Self-Powered, Non-Compacting Model</i>	<i>Smart, Self-Powered, Non-Compacting Model</i>
Height	49.8" (1264 mm)	49.8" (1264 mm)	49.8" (1264 mm)
Width	25" (635 mm)	25" (635 mm)	25.6" (635 mm)
Depth	26.8" (681 mm)	26.8" (681 mm)	26.8" (681 mm)
Handle Height	43.1" (1095 mm)	With Hopper: 43.1" (1095 mm)	With Hopper: 43.1" (1095 mm)
Weight	270 lb (122 kg)	150 lb (68 kg)	144 lb (65 kg)
Shipping Weight	300 lb (136 kg)	180 lb (82 kg)	176 lb (80 kg)
Battery Voltage	12V	4.5V	-
Insertion Opening	6" x 17" (15.2 cm x 43.2 cm)	Can be configured for multiple recycling or waste streams.	Can be configured for multiple recycling or waste streams.
Bin Volume	33 gallons (125 L) compacted; 150 gallons uncompactd	50 gallons (189 L)	50 gallons (189 L)
Liner Bags	Custom High Capacity Liner Bags (#BBS-CB4647 or #BBS-RCB4647) are available for purchase.  <i>The black or clear bags are 47"H x 46"W (120cm x 117cm) and 2.5mil (64μ) thick.</i>	Custom Standard Capacity Liner Bags (#BBS-RB4255) are available for purchase.  <i>The clear bags are 55"H x 42.5"W (140cm x 108cm) and 1.25mil (32μ) thick.</i>	Custom Standard Capacity Liner Bags (#BBS-RB4255) are available for purchase.  <i>The clear bags are 55"H x 42.5"W (140cm x 108cm) and 1.25mil (32μ) thick.</i>

Liner Bags are available from Bigbelly's official provider, WasteZero. Contact WasteZero to order liner bags at +1.800.866.3954 or [www.WasteZero.com/Bigbelly/](http://www.WasteZero.com/Bigbelly/).

### Opening Options

Enclosed Hopper (HC5, SC5.5)



Landfill  
Waste



Recycling



Compost

Open Faceplate (SC5.5)



Landfill  
Waste



Single  
Stream  
Recycling



Paper  
Recycling



Bottle &  
Cans  
Recycling

PLEASE NOTE: Green Hoppers require additional 6 weeks to process.